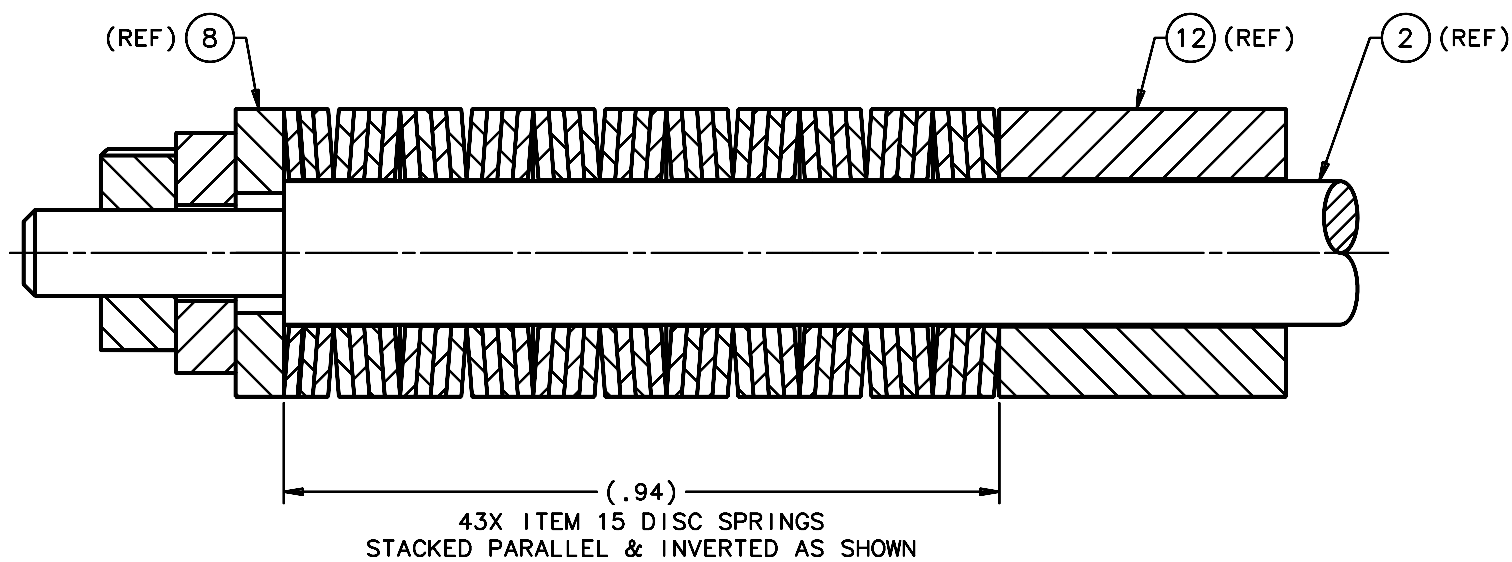
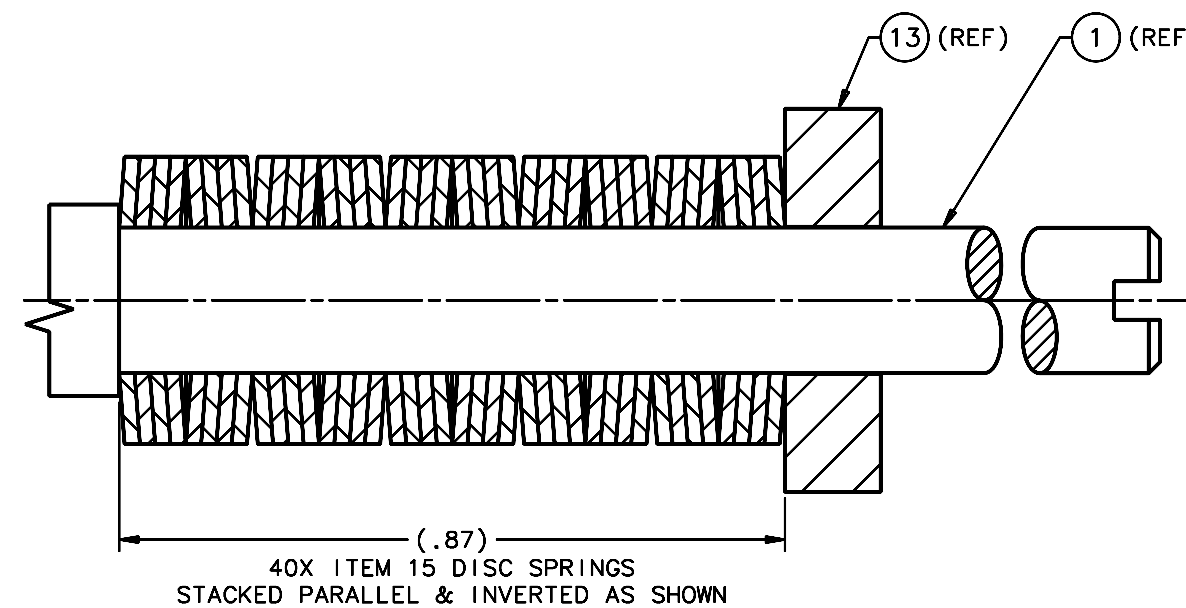


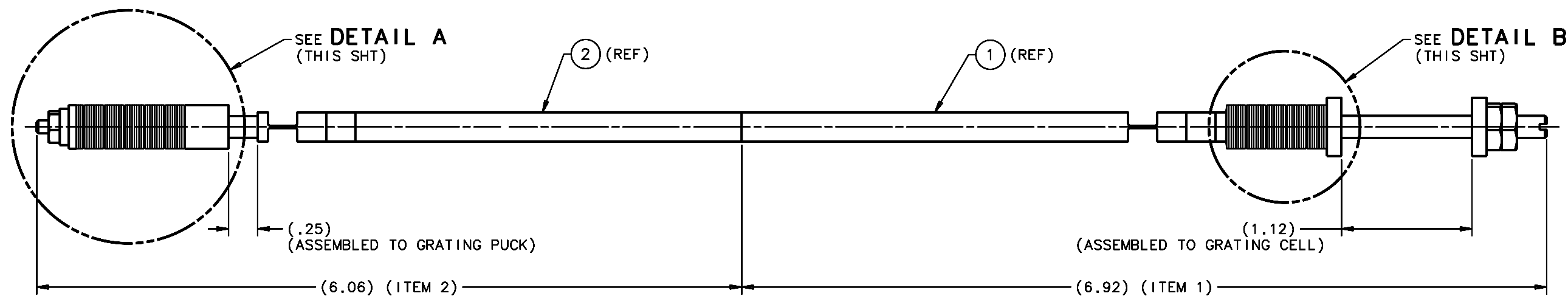
REVISIONS				
LTR	DESCRIPTION	DATE	REVISED BY	APPROVED
A	INITIAL RELEASE	05/09/05	J. BRENNAN	G. LANDIS



DETAIL A
(THIS SHT)
SCALE 8:1



DETAIL B
(THIS SHT)
SCALE 8:1



SCALE 2:1

DO NOT SCALE DRAWING INTERPRET DIMENSIONS AND TOLERANCES IN ACCORDANCE WITH ASME Y14.5M-94	THIS DRAWING CREATED IN:			Steward Observatory, University of Arizona 933 N. Cherry Avenue, Tucson, AZ 85721 (520)621-7659			
	ACAD <input type="checkbox"/>	MECH <input type="checkbox"/>	IDEAS <input checked="" type="checkbox"/>	DESIGNED BY: S. MATHEWS	DATE: 8/27/04	CATEGORY: MMT	
TOLERANCES UNLESS OTHERWISE SPECIFIED LINEAR ANGULAR .1 - NA NA .05 - NA .02 - NA DIAMETRICAL SEE SPEC S-002				DRAWN BY: R. NAGY	10/26/04	PROJECT: MAESTRO	
				CHECKED BY: G. LANDIS	03/21/05	TITLE: GRATING LONGITUDINAL SUPPORT LINK ASSEMBLY	
MATERIAL -				APPROVED: M. REED	05/09/05	PLOT SIZE SCALE: D -	DRAWING NUMBER: 13662
				APPROVED: J. BECHTOLD	05/09/05		
FINISH -				APPROVED: R. WARNER	05/09/05	REVISION: A	SHEET 2 OF 2
				APPROVED:			
CURRENT TIME/DATE/FILE LOCATION:				DRAWING ARCHIVE LOCATION: http://dovinci.as.arizona.edu/ccad/default.html			