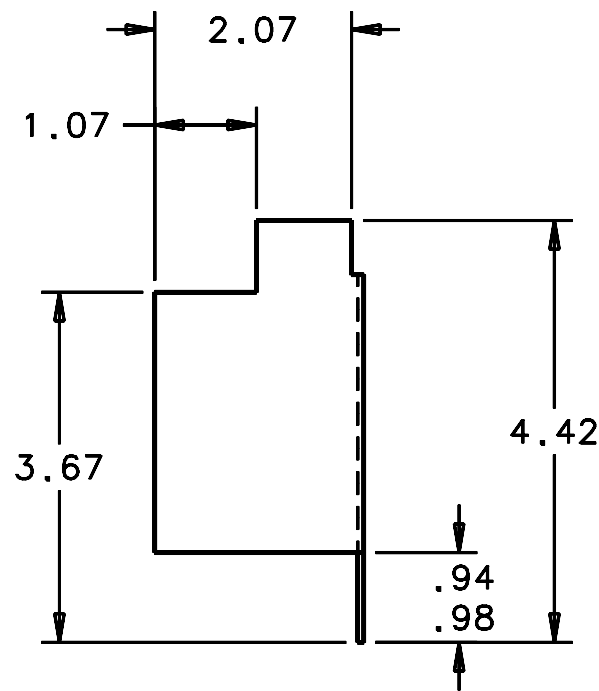
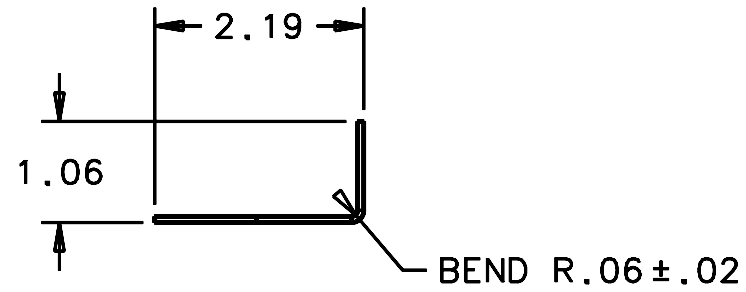
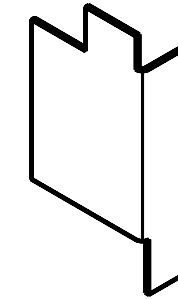
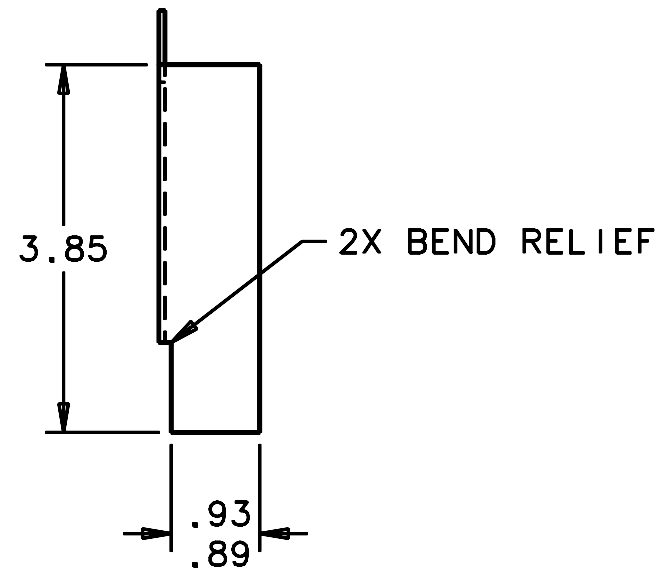


REVISIONS				
LTR	DESCRIPTION	DATE	REVISED BY	APPROVED
A	INITIAL RELEASE	05/09/05	J. BRENNAN	G. LANDIS



SCALE 1:2



SCALE NTS

NOTES:

1. 1 REQUIRED.
2. BREAK SHARP EDGES & DEBURR.
3. HEAT TREATMENT: A. HEAT TREAT AT 315°C FOR 60 MINUTES IN AIR.  
B. COOL TO ROOM TEMPERATURE IN AIR.  
C. HOLD AT 95°C FOR 49 HOURS IN AIR.  
D. COOL TO ROOM TEMPERATURE IN AIR.

DO NOT SCALE DRAWING INTERPRET DIMENSIONS AND TOLERANCES IN ACCORDANCE WITH ASME Y14.5M-94	THIS DRAWING CREATED IN:			Steward Observatory, University of Arizona 933 N. Cherry Avenue, Tucson, AZ 85721 (520)621-7659				
	ACAD <input type="checkbox"/>	MECH <input type="checkbox"/>	IDEAS <input checked="" type="checkbox"/>	DESIGNED BY: S. MATHEWS	DATE: 9/22/04	CATEGORY: MMT		
TOLERANCES UNLESS OTHERWISE SPECIFIED LINEAR      ANGULAR .X      - NA      ±1° .XX      - 2.02 .XXX      - NA DIAMETRICAL SEE SPEC S-002	13597	MMT-MAESTRO		DRAWN BY: R. NAGY	10/14/04	PROJECT: MAESTRO		
				CHECKED BY: G. LANDIS	03/21/05	TITLE: GRATING CELL-STRUCTURAL CORNER CLIP-OUTBOARD- BOTTOM LEFT		
MATERIAL INVAR 36 ALLOY, 16 B.G. (.0625)	NEXT ASSY	USED ON		APPROVED: M. REED	05/09/05	PLOT SIZE	SCALE:	
FINISH NONE	ASSEMBLY APPLICATION			APPROVED: J. BECHTOLD	05/09/05	B	-	
				APPROVED: R. WARNER	05/09/05	DRAWING NUMBER: 13608	REVISION: A	
CURRENT TIME/DATE/FILE LOCATION:							SHEET 1 OF 1	
DRAWING ARCHIVE LOCATION: <a href="http://devinci.cs.arizona.edu/ocod/default.html">http://devinci.cs.arizona.edu/ocod/default.html</a>								